

ABET LAMINATI

CUBICLE
COLLECTION



GENERAL INFORMATION

The Cubicle Collection is manufactured in the most modern and largest HPL factory in Europe and conforms to all the requirements of BS EN438:2005. The sheets offer a hardwearing, impact resistant and very attractive decorative surface.

Sheets are available ex stock in 0.8mm postforming grade (HGP), with HGS and HGF grades available to special order. Normal stock size is 3660x1610mm in both Finish Six with protective film (a fine-grained texture offering a low glare surface and a limited resistance to finger marks) and Mandarin without film (an orange peel effect texture with good scratch resistant properties). A sheet size of 4200x1610/1860mm is also available to special order.

A 12mm compact standard grade (CGS) is stocked with a black core with a CGF grade available to special order. Stock size is 3660x1610mm in a Finish Six texture.

We strongly recommend that all ABET LAMINATI HPL products are stored, conditioned and fabricated in accordance with our own and BLFA guidelines.

CLEANING AND MAINTENANCE

The Cubicle Collection will give years of excellent service provided a few simple rules are followed:

Light dirt or stains can be removed easily with warm water and mild detergent. Stubborn marks should be removed using a non-abrasive cream cleaner or mild domestic bleach. Harsh abrasives or scouring powders should be avoided. Grease marks can be removed with a proprietary paint and graffiti remover. Hair dyes, bleaches, caustic alkalis and strong mineral acids should be wiped off within a short period.

More detailed technical information brochures are available from our office and/or your local distributor.



HPL COLOUR OPTIONS

The Cubicle Collection is available in a selection of plain colours with complementary speckle effects and Legni finishes. The laminate has been specially selected for applications in areas of heavy usage or vandalism. Its decorative surface with an easy-to-clean texture is enhanced by the solid black core offered as a standard feature of this collection.


The sheet size of 3660x1610mm is available in 0.8mm post-forming and 12mm solid grade making it a durable, versatile and economic product resistant to vandalism, impact and water. The

12mm thickness ensures that the laminate can be used in conjunction with the majority of available fittings and fixing systems.

The Cubicle Collection is particularly recommended for use in schools, leisure centres, swimming pools and high traffic public areas, such as airports, stations and places of entertainment. Other recommended uses include hospitals, laboratories and food preparation areas where wood cores and joints are unacceptable for health reasons.



410 • Ice White • Sei




421 • Black • Sei




406 • Spring White • Sei



236 • Spring White Speckle
• Sei



409 • xxx xxxx • Sei



810 • Mini White • Sei




813 • Beige Manhattan • Sei



9434 • Beige Manhattan
Speckle • Sei




HPL COLOUR OPTIONS



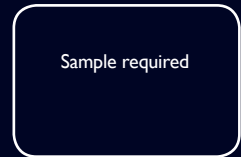
414 • Sand • Sei



444 • Sage Green • Sei




454 • Caribbean Green • Sei



Sample required

9946 • Caribbean Green Speckle • Sei



839 • Green Water • Sei



486 • Blue Lake • Sei



460 • Green Grass • Sei



441 • Green Citron • Sei



464 • xxx xxx • Sei



860 • Yellow Piper • Sei



861 • Yellow Pop • Sei



862 • xxx xxx • Sei



823 • Tango Red • Sei



431 • Red • Sei



836 • Dark Brown • Sei



427 • Fuschia • Sei




425 • Lilac Erica • Sei



857 • Heavenly Blue • Sei



801 • Blue Tempest • Sei



9949 • Blue Tempest Speckle • Sei



487 • Blue Dust • Sei



499 • California Blue • Sei



858 • Blue Lilac • Sei



9950 • Blue Lilac Speckle • Sei



859 • Blue Pottery • Sei



870 • Grey Cloud • Sei



478 • Light Grey • Sei



9947 • Light Grey Speckle • Sei




871 • Dark Grey • Sei



879 • Graphite Grey • Sei



477 • Grey • Sei



9945 • Grey Speckle • Sei



HPL WOODGRAINS AND SPECIAL FINISHES




1677 • Light Maple • Sei



1666 • American Beech • Sei



1637 • Marine Pear • Sei



312 • Wengè • Sei




1643 • American Cherry • Sei



1661 • Mountain Oak • Sei



563 • Mid Grey Minimi • Mandarin



567 • Light Grey Minimi • Mandarin



568 • Silver Minimi • Mandarin



SAMPLES

Should you require samples of any of these decors, please contact the Abet Samples Hotline on 020 7473 6915

Colours are as near as possible within the printing process.
Key: Ref code • Colour • Finish

CUBICLE COLLECTION

Abet's High Pressure Laminate and Compact Grade Laminate are hardwearing, durable and very attractive solutions for most cubicle, partition and locker applications with excellent resistance to impact, scratches and abrasion.

- Standard sheet size — 3660 x 1610mm
- Available to special order — 4200 x 1610mm or 4200 x 1860mm (DDA Compliant)

COMPACT GRADE LAMINATE — 12mm

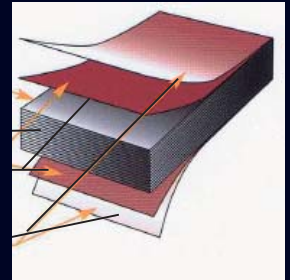
Compact Grade Laminate is ideal for use in areas of high moisture and humidity as its solid core construction means there is no risk of peeling, cracking or delamination.

- Particularly recommended for use on cubicles, washrooms and lockers in high traffic areas (such as in schools, hospitals and airports) and in places of high humidity (such as leisure centres and swimming pool changing rooms).
- Its non-porous fabrication and edging make it ideally suited for use in sterile and hygienic environments including hospitals, laboratories and food preparation areas.

Back core made up from layers of kraft paper impregnated with phenolic thermosetting resins to give inner strength and durability

Decor paper impregnated with melamine resin forms the decorative layer and provides surface durability

Overlay impregnated with melamine resin to provide a tough, durable and resistant surface



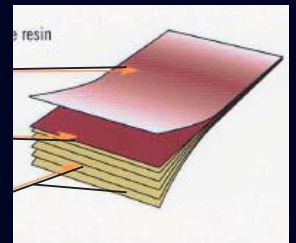
HIGH PRESSURE LAMINATE — 0.8mm

- Suitable for bonding onto a variety of substrates depending on the application
- A competitive durable and hardwearing solution which can be postformed as required

Overlay impregnated with melamine resin to provide a tough, durable and resistant surface

Decor paper impregnated with melamine resin forms the decorative layer and provides surface durability

Layers of kraft paper impregnated with phenolic thermosetting resins to give inner strength and durability



STYLISH AND PRACTICAL

ABET LAMINATI manufactures the world's most innovative laminates created by the best Italian and international designers. It is Europe's largest producer of HPL products. Our UK and Ireland office is based in London's Docklands and supplies over 1000 laminate designs in a variety of finishes, sheet sizes and thicknesses - arguably the most comprehensive collection available anywhere.

Our UK and Ireland network of technical sales representatives will provide advice on the use of laminates for every application: the conventional, the unusual, the high performance and the purely decorative. Whatever your project, we can help you to find the right laminate solution.

COLOUR COMPARISON, LIGHT REFLECTIVE VALUES AND SHEET SIZES

Ref	Colour	LRV	Nearest NCS	Exact NCS	Sheet sizes		
					3050 x 1300	4200 x 1610*	4200 x 1860*
236	Spring White Speckle				•		
406	Spring White	82	S0502-G50Y	0602-G83Y	•	•	•
409	xxx	66	xx	xxx	•	•	•
410	Ice White	79	S1002-Y50R	1202-Y46R	•	•	•
414	Sand	56	S2005-Y30R	1605-Y26R	•		•
421	Black	4	S8502-B	8402-R85B	•	•	•
425	Lilac Erica	48	S1030-R50B	1431-R52B	•	•	•
427	Fuschia	18	S2060-R20B	1959-R24B	•	•	•
431	Red	15	S2070-Y90R	2364-Y95R	•	•	•
441	Green Citron	61	S1030-G60Y	0933-G56Y	•	•	•
444	Sage Green	37	S3010-G	3112-G	•	•	•
454	Caribbean Green	64	S1020-G10Y	1116-G06Y	•		
460	Green Grass	41	S1060-G30Y	1359-G34Y	•	•	•
464	xxx	78	xxx	xxx	•	•	
475	Pearl Grey	45	S2502-B	2602-B01G	•	•	•
477	Grey	36	S3005-R80B	2906-R95B	•		
478	Light Grey	50	S2000-N	2101-Y05R	•	•	•
486	Blue Lake	On request	--	--	•	•	•
487	Blue Dust	65	S1010-B	0914-R96B	•	•	•
499	California Blue	29	xxx	xxx	•		
801	Blue Tempest	34	S2030-R90B	2427-R89B	•	•	•
810	Mini White	75	S0505-Y20R	0704-Y22R	•	•	•
813	Beige Manhattan	66	S1010-Y30R	1108-Y30R	•	•	•
823	Tango Red	17	S1080-Y90R	1077-Y86R	•	•	•
836	Dark Brown	7	xxx	xxx	•		
839	Green Water	30	S2050-G	2052-G06Y	•		
857	Heavenly Blue	61	S0530-B10G	0725-B08G	•		•
858	Blue Lilac	48	S2020-R80B	1819-R81B	•		•
859	Blue Pottery	8	S4050-R80B	4544-R84B	•	•	•
860	Yellow Piper	46	S1070-Y10R	1171-Y14R	•	•	•
861	Yellow Pop	42	S1060-Y40R	0760-Y45R	•	•	•
862	xxx	56	xxx	xxx	•		•
870	Grey Cloud	26	S4005-R80B	4201-R85B	•		
871	Dark Grey	22	S5500-N	5301-R95B	•	•	•
879	Graphite Grey	9	S7502-B	7302-R67B	•	•	•
9434	Beige Manhattan Speckle	On request	--	--	•		
9945	Grey Speckle	On request	--	--	•		
9946	Caribbean Green Speckle	On request	--	--	•		
9947	Light Grey Speckle	On request	--	--	•		
9949	Blue Tempest Speckle	On request	--	--	•		
9950	Blue Lilac Speckle	On request	--	--	•		
WOODGRAINS AND SPECIAL FINISHES							
312	Wengè	8	--	--	•		
563	Mid Grey Minimi	On request	--	--	•		
567	Light Grey Minimi	On request	--	--	•		
568	Silver Minimi	On request	--	--	•		
1637	Marine Pear	(15-) 22	--	--	•	•	
1643	American Cherry	On request	--	--	•		
1661	Mountain Oak	On request	--	--	•	•	
1666	American Beech	39	--	--	•		
1677	Light Maple	62	--	--	•	•	

* Special order



70 Roding Road, London Industrial Park, London E6 6LS
 Telephone: +44 (0)20 7473 6910 Fax: +44 (0)20 7476 6935
 Email: sales@abet.ltd.uk sales@abet.ie
 www.abetuk.com www.abet.ie

(CC/03)

*Cover picture courtesy of Decra Ltd.

CUBICLE COLLECTION

Abet's High Pressure Laminate and Compact Grade Laminate are hardwearing, durable and very attractive solutions for most cubicle, partition and locker applications with excellent resistance to impact, scratches and abrasion.

- Standard sheet size — 3660 x 1610mm
- Available to special order — 4200 x 1610mm or 4200 x 1860mm (DDA Compliant)

COMPACT GRADE LAMINATE — 12mm

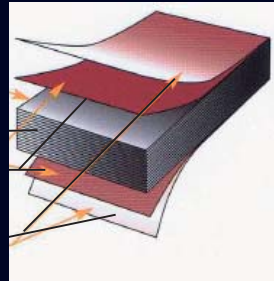
Compact Grade Laminate is ideal for use in areas of high moisture and humidity as its solid core construction means there is no risk of peeling, cracking or delamination.

- Particularly recommended for use on cubicles, washrooms and lockers in high traffic areas (such as in schools, hospitals and airports) and in places of high humidity (such as leisure centres and swimming pool changing rooms).
- Its non-porous fabrication and edging make it ideally suited for use in sterile and hygienic environments including hospitals, laboratories and food preparation areas.

Back core made up from layers of kraft paper impregnated with phenolic thermosetting resins to give inner strength and durability

Decor paper impregnated with melamine resin forms the decorative layer and provides surface durability

Overlay impregnated with melamine resin to provide a tough, durable and resistant surface



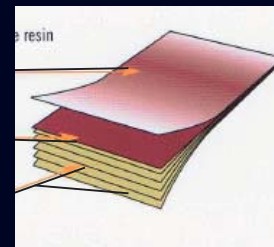
HIGH PRESSURE LAMINATE — 0.8mm

- Suitable for bonding onto a variety of substrates depending on the application
- A competitive durable and hardwearing solution which can be postformed as required

Overlay impregnated with melamine resin to provide a tough, durable and resistant surface

Decor paper impregnated with melamine resin forms the decorative layer and provides surface durability

Layers of kraft paper impregnated with phenolic thermosetting resins to give inner strength and durability



STYLISH AND PRACTICAL

ABET LAMINATI manufactures the world's most innovative laminates created by the best Italian and international designers. It is Europe's largest producer of HPL products. Our UK and Ireland office is based in London's Docklands and supplies over 1000 laminate designs in a variety of finishes, sheet sizes and thicknesses - arguably the most comprehensive collection available anywhere.

Our UK and Ireland network of technical sales representatives will provide advice on the use of laminates for every application: the conventional, the unusual, the high performance and the purely decorative. Whatever your project, we can help you to find the right laminate solution.



CUBICLE COLLECTION



COLOUR COMPARISON, LIGHT REFLECTIVE VALUES AND SHEET SIZES

Ref	Colour	LRV	Nearest NCS	Exact NCS	Sheet sizes		
					3050 x 1300	4200 x 1610*	4200 x 1860*
236	Spring White Speckle				*	*	*
406	Spring White	82	S0502-G50Y	0602-G83Y	*	*	*
409	xxx	66	xx	xxx	*	*	*
410	Ice White	79	S1002-Y50R	1202-Y46R	*	*	*
414	Sand	56	S2005-Y30R	1605-Y26R	*	*	*
421	Black	4	S8502-B	8402-R85B	*	*	*
425	Lilac Erica	48	S1030-R50B	1431-R52B	*	*	*
427	Fuschia	18	S2060-R20B	1959-R24B	*	*	*
431	Red	15	S2070-Y90R	2364-Y95R	*	*	*
441	Green Citron	61	S1030-G60Y	0933-G56Y	*	*	*
444	Sage Green	37	S3010-G	3112-G	*	*	*
454	Caribbean Green	64	S1020-G10Y	1116-G06Y	*	*	*
460	Green Grass	41	S1060-G30Y	1359-G34Y	*	*	*
464	xxx	78	xxx	xxx	*	*	*
475	Pearl Grey	45	S2502-B	2602-B01G	*	*	*
477	Grey	36	S3005-R80B	2906-R95B	*	*	*
478	Light Grey	50	S2000-N	2101-Y05R	*	*	*
486	Blue Lake	On request	--	--	*	*	*
487	Blue Dust	65	S1010-B	0914-R96B	*	*	*
499	California Blue	29	xxx	xxx	*	*	*
801	Blue Tempest	34	S2030-R90B	2427-R89B	*	*	*
810	Mini White	75	S0505-Y20R	0704-Y22R	*	*	*
813	Beige Manhattan	66	S1010-Y30R	1108-Y30R	*	*	*
823	Tango Red	17	S1080-Y90R	1077-Y86R	*	*	*
836	Dark Brown	7	xxx	xxx	*	*	*
839	Green Water	30	S2050-G	2052-G06Y	*	*	*
857	Heavenly Blue	61	S0530-B10G	0725-B08G	*	*	*
858	Blue Lilac	48	S2020-R80B	1819-R81B	*	*	*
859	Blue Pottery	8	S4050-R80B	4544-R84B	*	*	*
860	Yellow Piper	46	S1070-Y10R	1171-Y14R	*	*	*
861	Yellow Pop	42	S1060-Y40R	0760-Y45R	*	*	*
862	xxx	56	xxx	xxx	*	*	*
870	Grey Cloud	26	S4005-R80B	4201-R85B	*	*	*
871	Dark Grey	22	S5500-N	5301-R95B	*	*	*
879	Graphite Grey	9	S7502-B	7302-R67B	*	*	*
9434	Beige Manhattan Speckle	On request	--	--	*	*	*
9945	Grey Speckle	On request	--	--	*	*	*
9946	Caribbean Green Speckle	On request	--	--	*	*	*
9947	Light Grey Speckle	On request	--	--	*	*	*
9949	Blue Tempest Speckle	On request	--	--	*	*	*
9950	Blue Lilac Speckle	On request	--	--	*	*	*
WOODGRAINS AND SPECIAL FINISHES							
312	Wengé	8	--	--	*	*	*
563	Mid Grey Minimi	On request	--	--	*	*	*
567	Light Grey Minimi	On request	--	--	*	*	*
568	Silver Minimi	On request	--	--	*	*	*
1637	Marine Pear	(15-) 22	--	--	*	*	*
1643	American Cherry	On request	--	--	*	*	*
1661	Mountain Oak	On request	--	--	*	*	*
1666	American Beech	39	--	--	*	*	*
1677	Light Maple	62	--	--	*	*	*

* Special order



70 Roding Road, London Industrial Park, London E6 6LS
 Telephone: +44 (0)20 7473 6910 Fax: +44 (0)20 7476 6935
 Email: sales@abet.ltd.uk sales@abet.ie
 www.abetuk.com www.abet.ie

(CC/03)

*Cover picture courtesy of Decra Ltd.

GENERAL INFORMATION

The Cubicle Collection is manufactured in the most modern and largest HPL factory in Europe and conforms to all the requirements of BS EN438:2005. The sheets offer a hardwearing, impact resistant and very attractive decorative surface.

Sheets are available ex stock in 0.8mm postforming grade (HGP), with HGS and HGF grades available to special order. Normal stock size is 3660x1610mm in both Finish Six with protective film (a fine-grained texture offering a low glare surface and a limited resistance to finger marks) and Mandarin without film (an orange peel effect texture with good scratch resistant properties). A sheet size of 4200x1610/1860mm is also available to special order.

A 12mm compact standard grade (CGS) is stocked with a black core with a CGF grade available to special order. Stock size is 3660x1610mm in a Finish Six texture.

We strongly recommend that all ABET LAMINATI HPL products are stored, conditioned and fabricated in accordance with our own and BLFA guidelines.

CLEANING AND MAINTENANCE

The Cubicle Collection will give years of excellent service provided a few simple rules are followed:

Light dirt or stains can be removed easily with warm water and mild detergent. Stubborn marks should be removed using a non-abrasive cream cleaner or mild domestic bleach. Harsh abrasives or scouring powders should be avoided. Grease marks can be removed with a proprietary paint and graffiti remover. Hair dyes, bleaches, caustic alkalis and strong mineral acids should be wiped off within a short period.

More detailed technical information brochures are available from our office and/or your local distributor.



HPL COLOUR OPTIONS

The Cubicle Collection is available in a selection of plain colours with complementary speckle effects and Legni finishes. The laminate has been specially selected for applications in areas of heavy usage or vandalism. Its decorative surface with an easy-to-clean texture is enhanced by the solid black core offered as a standard feature of this collection.

The sheet size of 3660x1610mm is available in 0.8mm post-forming and 12mm solid grade making it a durable, versatile and economic product resistant to vandalism, impact and water. The

12mm thickness ensures that the laminate can be used in conjunction with the majority of available fittings and fixing systems.


The Cubicle Collection is particularly recommended for use in schools, leisure centres, swimming pools and high traffic public areas, such as airports, stations and places of entertainment. Other recommended uses include hospitals, laboratories and food preparation areas where wood cores and joints are unacceptable for health reasons.



HPL COLOUR OPTIONS



HPL WOODGRAINS AND SPECIAL FINISHES



SAMPLES

Should you require samples of any of these decors, please contact the Abet Samples Hotline on 020 7473 6915

Colours are as near as possible within the printing process.
Key: Ref code • Colour • Finish